




A NOTE FROM TY

AS WE APPROACH THE ONE-YEAR anniversary of the great flood, my heart still hangs heavy for those who lost their lives, homes and livelihoods. We had more than 200 calls during the flood from homeowners in distress. Unfortunately, we just could not help everyone save their basements and homes.

I encourage you to check your sump pump and possibly upgrade to a higher capacity unit to ensure your basement stays dry in the future. We've seen many clients choose to install a pump alarm system that notifies when the pump isn't functioning properly. We've been seeing an increased number of perimeter drains that help divert water from the home. An easy thing is to be sure your gutters are free of debris to keep the water running away from your home.

My point is this: It's easier to address the problems before the storm than react to them in the event of a crisis. We want to help you keep your family and home safe in the event of another fall flood.

Join us for our "Kitchen Remodel Planning" seminar on September 10th. Interior Designer Renee Urbanowicz will walk you through the process of kitchen planning and design. Project Development Manager Josh Fiester will educate you about the construction process, and John Lange, of Premier Mortgage Group, will give you some pointers on how to finance your project. See our website for more details.



Small and Mighty


This small kitchen is a powerhouse of efficiency.

When Bob and Sue Vohnout wanted to update their dated kitchen, efficiency was the catalyst for the design. The small space was separated from the surrounding dining and living areas by a peninsula.

"We needed a better path," Sue says. The peninsula hindered traffic flow and the ability for more than one person to easily use the kitchen simultaneously. They needed a more effective and open layout to improve movement.

The Vohnouts turned to Melton to help them solve their kitchen woes. They worked with Interior Designer Renée Urbanowicz and Kitchen & Bath Design Associate Andrea Chunn to create a space that is as beautiful as it is functional and efficient.

"The circulation wasn't good because of the peninsula," Urbanowicz
Continued on page 2



Continued from page 1

says. “It blocked in the kitchen space while creating unusable space outside the peninsula.”

To solve the circulation problem, the design team opted to eliminate the peninsula and replace it with an appropriately placed island. This change opened up the kitchen to the surrounding spaces while allowing sufficient room for more than one cook in the kitchen.

“The island is my favorite part of the kitchen,” says Sue. “It’s definitely the hub of our home.”

In the original kitchen, the peninsula wasn’t the only problem—a soffit limited cabinetry design. Removing the soffit allowed the design team to choose cabinetry that would go all the way to the ceiling, maximizing storage space and creating the feeling of a larger room.

When it came time to choose the finishes, the clients wanted a “mountain modern” look. The general colorway was drawn from the stone fireplace in the adjoining living room and the natural-looking wallpaper in the hall leading to the kitchen. Sue found a backsplash tile she loved early in the process, which also helped drive the choices of finishes. The light countertops contrast nicely with the dark cabinetry while complementing the backsplash and stacked stone on the island.

“Rich tones found throughout the home were incorporated to unify the finishes,” Chunn says, “while opening the layout to include an island improved the function of this high-traffic area.”




A Range of Color

ADD A PUNCH OF PIZAZZ TO YOUR SPACE BY CHOOSING A COLORFUL RANGE. BLUE STAR RANGES ARE AVAILABLE IN MORE THAN 750 DIFFERENT COLORS AND TEXTURES.

SEE OUR FRIENDS AT SPECIALTY APPLIANCE TO ORDER YOUR FAVORITE COLOR UNDER THE RAINBOW!


Specialty Appliance
6205 Lookout Rd., Unit A
Boulder
303-516-4015



Kitchens with Color

Add a pop of color to your kitchen with one of these great ideas.

by Katrin Kitzman



Changing color is a simple way to enhance your kitchen space...

HAVE FUN WITH YOUR KITCHEN DESIGN and add some color! There are many schemes and color palettes to choose from that will reflect your specific design style and make the space pop. Changing color is a simple way to enhance your kitchen space, or consider a remodel to achieve the kitchen design you've always wanted! Choosing wall and tile color is the fun part of the design-build process!

Colored islands. Many families are adding islands to their kitchen design through remodels because it adds more counter space for seating and preparing food and in addition to more storage space. A kitchen remodel can help you create the perfect island for your family's needs. Islands are also a great way to add color to the space in a way that's more subtle and not overwhelming. A soft green island adds a beautiful contrast to warm alder cabinetry.

Earth tones. Depending on your design style, earth tones can be a great option for a kitchen. Choose golden browns or soft green hues to create a sense of comfort and warmth. Add a splash of brightness with a sleek, white sink.

A mix of color. Mix it up! Retro kitchen chairs and a table paired with the bright appliances make for one funky kitchen! White cabinetry helps neutralize bright colors to keep them from becoming overwhelming. Use décor in a color similar to the furniture and appliances to make a fun, cohesive kitchen design.

Transitional. Take a unique approach to transitional design. Choose a bold flower print wallpaper to complement contemporary, sleek cabinetry. Add midcentury modern dining chairs to complete the transitional look.


Accent tiles. Accent walls are a fun and easy way to add a splash of color to your kitchen. They make the space pop without being overbearing. The orange tile in this kitchen by Melton Design Build enhances this bright and open design, while creating a beautiful contrast to the rich wood of the island.



Testimonials

"We were so impressed with Melton. They did a beautiful job. Melton's work is very high-quality. Yet, they stick within the budget they promise. Everyone at Melton was incredibly kind and professional. We honestly could not have asked for anything more!"
- **Megan & Rashid, Boulder**

"Every person we dealt with was very personable, respectful and seemed to be most interested in doing a good job for us. When problems arose, they were very responsive and took appropriate action in addressing our concerns. [The] completed project is beautiful."
- **Jerry & Donna, Boulder**



If you would like more information about Melton, or if you are interested in working with us call us at 303.473.9542 or visit

meltondesignbuild.com



Scan here to contact us



Please share with a friend or recycle.